

STATEMENT OF FINANCIAL POSITION
for the month ended 31 December 2022 (including)

OJSC "Bakai Bank"

56 Michurina Street, Bishkek, Kyrgyz Republic

KGS in thousands


No.	Name of accounts	Reporting period	Previous period
		December 31, 2022	December 31, 2021
ASSETS			
1	Cash on hand	13 316 824	2 203 414
2	Funds in NBKR	4 234 384	2 858 235
3	Funds in banks and other financial institutions	14 105 773	2 846 264
4	Precious metals	36 648	46 008
5	Investments at amortised cost (government bonds and bills)	1 025 126	683 645
6	Investments in shares at fair value	88 600	44 300
7	REPO transactions	-	-
8	Loans to customers	15 653 564	13 524 108
9	(Provisions for loans and financial leasing)	(1 726 892)	(794 629)
10	Gross net credits	13 926 672	12 729 479
11	Financing by Islamic principles banking	1 363 639	1 116 280
12	(Provisions for financing by Islamic principles banking)	(169 815)	(49 655)
13	Gross net financing by Islamic principles banking	1 193 824	1 066 625
14	Financial assets at fair value through profit or loss	29 960	2 944
15	Fixed assets and intangible assets	2 122 584	1 699 428
16	Other property	361 922	364 854
17	Other assets	950 533	380 298
18	TOTAL: ASSETS	51 392 850	24 925 494
LIABILITIES			
19	Liabilities to the National Bank	-	475 743
20	Other borrowed funds	3 146 498	3 130 200
21	Deposits of banks and financial institutions	381 900	417 103
22	Client funds	38 791 883	16 362 999
23	Customers' deposits by Islamic banking principles	257 311	255 928
24	Reverse REPO transactions	-	-
24	Financial liabilities at fair value through profit or loss	39 057	17 526
25	Provisions for contingent liabilities	11 237	7 861
26	Current income tax liabilities	103 420	35 217
27	Other liabilities	1 547 571	1 114 359
29	Subordinated loan	85 997	-
30	TOTAL LIABILITIES	44 364 874	21 816 936
EQUITY			
31	Common stock	2 771 743	2 771 743
30	Revaluation reserve	19 780	7 123
31	Undistributed profits	4 236 453	329 692
32	TOTAL EQUITY	7 027 976	3 108 558
33	TOTAL: LIABILITIES AND EQUITY	51 392 850	24 925 494

*For reference provision for losses in accordance with NBKR requirements:

For accrued interest on loans to customers	92 332	87 635
Other assets	511 014	247 623

Chairman of the Management Board

Chief Accountant



Satarova N.Zh.

Sulaimanova A.K.

STATEMENT OF COMPREHENSIVE INCOME

for the month ended 31 December 2022 (including)

OJSC "Bakai Bank"

56 Michurina Street, Bishkek, Kyrgyz Republic

KGS in thousands

No.	Name of accounts	Reporting period December 31, 2022	Reporting period December 31, 2021
1	Interest income	2 005 115	1 568 391
2	Interest expenses	(985 804)	(772 547)
3	Net interest income	1 019 311	795 844
4	(Generation) / recovery of provision for impairment of assets for which interest is accrued	(861 037)	(82 850)
5	NET INTEREST INCOME AFTER LOAN LOSS PROVISION	158 274	712 994
6	Financing by Islamic principles banking - income	191 776	151 848
7	Financing by Islamic principles banking - expenses	(6 595)	(4 221)
8	Net income / loss on Islamic financing principles before provision for impairment	185 181	147 627
9	Formation of a reserve for impairment of assets placed on Islamic principles of financing	(129 785)	(34 860)
10	NET INCOME / DAMAGE BY ISLAMIC PRINCIPLES OF FUNDING	55 396	112 767
11	Net Income/(loss) from foreign exchange transactions	5 111 908	318 419
12	Income from services and commissions received	1 346 968	480 965
13	Islamic principles banking fees - income	8	30
14	Fees for services and commissions paid	(1 284 906)	(69 088)
15	Islamic principles banking fees - expenses	(81)	-
16	Net gain/(loss) on investments in securities	37 344	2 663
17	Other income	1 771 176	52 697
18	Net non-interest income	6 982 417	785 686
19	Operating income	7 196 087	1 611 447
20	Operating expenses	(2 170 174)	(1 155 197)
21	Operating profit	5 025 913	456 250
22	(Generation)/ recovery of provision for impairment for other transactions	(281 483)	(93 800)
23	Profit before income tax	4 744 430	362 450
24	Income tax expense	(507 977)	(37 367)
25	Profit	4 236 453	325 083
26	Total comprehensive income	4 236 453	325 083
27	Earnings per share, KGS	71,84	5,56

*For reference: net profit in accordance with regulatory reporting

4 236 453


325 083

Chairman of the Management Board

Satarova N.Zh.

Chief Accountant

Sulaimanova A.K.



STATEMENT OF CASH FLOW
for the month ended 31 December 2022 (including)

OJSC "Bakai Bank"
56 Michurina Street, Bishkek, Kyrgyz Republic

KGS in thousands

No.	Name of accounts	Reporting period December 31, 2022	Reporting period December 31, 2021
	Cash flow from operating activities		
1	Interest and fees received	3 347 536	2 123 278
2	Interest and fees paid	(2 322 054)	(831 047)
3	Islamic finance income received	188 414	154 109
4	Islamic finance expenses paid	(19 743)	(3 013)
5	Income from foreign exchange transactions	5 112 637	303 482
6	Other income	1 828 472	17 457
7	Net receipts (payments) from operations with financial instruments at fair value through profit and loss	-	-
8	Operating expense	(1 858 848)	(1 000 980)
9	Income tax paid	(454 000)	(38 100)
10	Cash flow from operating activities before changes in operating assets and liabilities:	5 822 414	725 186
11	<i>Increase (decrease) in operating assets and liabilities:</i>		
12	Net increase in loans to customers	(2 411 482)	(2 959 056)
13	Net increase in bank accounts and deposits	876 435	(10 527)
14	Other assets	(635 896)	188 305
15	Financial assets accounted for through profit and loss, assets	(27 016)	4 539
16	Net increase in client funds	22 435 676	4 696 464
17	Other liabilities	898 924	173 286
18	Financial liabilities accounted for through profit and loss, liabilities	33 394	14 829
19	Net cash inflow (outflow) from operating activities	26 992 449	2 833 026
20	Cash flow from investing activities:		
21	Acquisition of investment securities	(57 705)	(276 574)
22	Repayment of investment securities	314 983	239 452
23	Purchase of fixed and intangible assets	(1 555 372)	(557 164)
24	Sale of fixed assets	388 607	43 716
25	Other income/repayments from investments	(31 643)	-
26	Net cash flow from investing activities:	(941 130)	(550 570)
27	Cash flow from financing activities:		
28	Subordinated loan	85 997	-
29	Obtaining NBKR loans	-	-
30	Repayment of NBKR loans	(473 701)	(25 000)
31	Receiving other loans	1 388 757	1 583 013
32	Repayment of other loans	(1 367 445)	(826 145)
33	Dividends paid	(327 552)	(185 537)
34	Net cash flow from financing activities:	(693 944)	546 331
35	Impact of exchange rate fluctuations	(143 893)	77 485
36	Net change in cash position	25 213 482	2 906 272
37	Cash and cash equivalents at the beginning of the period	6 888 603	3 982 331
38	Cash and cash equivalents at the end of the period	32 102 085	6 888 603

First Deputy Chairman of the Management Board

Kakeev M.S.

Chief Accountant

Sulaimanova A.K.



Statement of changes in shareholders' equity
for the month ended 31 December 2022 (including)

OJSC "Bakai Bank"
56 Michurina Street, Bishkek, Kyrgyz Republic

KGS in thousands

	Share capital	Reserve on revaluation of securities assessed at FVTPL	Retained earnings	Total equity
as of December 31, 2020	2 697 678	7 123	264 211	2 969 012
Issue of stock	74 065	-	(74 065)	-
Additional capital	-	-	-	-
Profit per period	-	-	325 083	325 083
Dividends	-	-	(185 537)	(185 537)
as of December 31, 2021	2 771 743	7 123	329 692	3 108 558
as of December 31, 2021	2 771 743	7 123	329 692	3 108 558
Issue of stock	-	-	-	-
Additional capital	-	-	-	-
Profit per period	-	12 657	4 234 313	4 246 970
Dividends	-	-	(327 552)	(327 552)
as of December 31, 2022	2 771 743	19 780	4 236 453	7 027 976

First Deputy Chairman of the Management Board

Kakeev M.S.

Chief Accountant

Sulaimanova A.K.



INFORMATION ON COMPLIANCE WITH ECONOMIC STANDARDS
for the month ended 31 December 2022 (including)


OJSC "Bakai Bank"

56 Michurina Street, Bishkek, Kyrgyz Republic

Title of economic standards and requirements	Specified value of the ratios	The actual value of the ratios
Maximum single exposure risk (K1.1)	not more than 20%	5,3%
Maximum single exposure to one related party or group of related parties risk (K1.2)	not more than 15%	4,6%
Maximum interbank placements risk (K1.3)	not more than 30%	11,5%
Maximum interbank placements to one related bank or group of related banks (K1.4)	not more than 15%	0,0%
Capital Adequacy ratio (K2.1)	not less than 12%	26,5%
Capital Tier 1 Adequacy ratio (K2.2)	not less than 6%	10,4%
Basic Capital Tier 1 Adequacy ratio (K2.3)	not less than 4,5%	10,4%
Leverage ratio (K2.4)	not less than 6%	14,2%
Liquidity ratio (K3.1)	not less than 45%	98,0%
Total number of days with violation of open long FX position (K4.2)	not more than 20%	-
Total number of days with violation of open short FX position (K4.3)	not more than 20%	-
Capital buffer	not less than 20%	28,5%
Total number of days with violation of open long FX position in precious metals (K4.5)	not more than 20%	-
Total number of days with violation of open short FX position in precious metals (K4.6)	not more than 20%	-

Quarterly financial statements are available in full at the head office of Bakai Bank OJSC at the address: 56 Michurina Street, Bishkek, as well as in the branches and savings banks.

Chairman of the Management Board



Satarova N.Zh.

Head of Financial-Economical Department

Aliev A.R.